

UNITED STATES  
DEPARTMENT OF THE INTERIOR  
GEOLOGICAL SURVEY

BONE QUADRANGLE  
IDAHO  
7.5 MINUTE SERIES (TOPOGRAPHIC)

3670 IV NE  
(AMMON)

43°22'30"

111°52'30"

43°22'30"

43°22'30"

43°22'30"

43°22'30"

43°22'30"

43°22'30"

43°22'30"

43°22'30"

43°22'30"

43°22'30"

43°22'30"

43°22'30"

43°22'30"

43°22'30"

43°22'30"

43°22'30"

43°22'30"

43°22'30"

43°22'30"

43°22'30"

43°22'30"

43°22'30"

43°22'30"

43°22'30"

43°22'30"

43°22'30"

43°22'30"

43°22'30"

43°22'30"

43°22'30"

43°22'30"

43°22'30"

43°22'30"

43°22'30"

43°22'30"

43°22'30"

43°22'30"

43°22'30"

43°22'30"

43°22'30"

43°22'30"

43°22'30"

43°22'30"

43°22'30"

43°22'30"

43°22'30"

43°22'30"

43°22'30"

43°22'30"

43°22'30"

43°22'30"

43°22'30"

43°22'30"

43°22'30"

43°22'30"

43°22'30"

43°22'30"

43°22'30"

43°22'30"

43°22'30"

43°22'30"

43°22'30"

43°22'30"

43°22'30"

43°22'30"

43°22'30"

43°22'30"

43°22'30"

43°22'30"

43°22'30"

43°22'30"

43°22'30"

43°22'30"

43°22'30"

43°22'30"

43°22'30"

43°22'30"

43°22'30"

43°22'30"

43°22'30"

43°22'30"

43°22'30"

43°22'30"

43°22'30"

43°22'30"

43°22'30"

43°22'30"

43°22'30"

43°22'30"

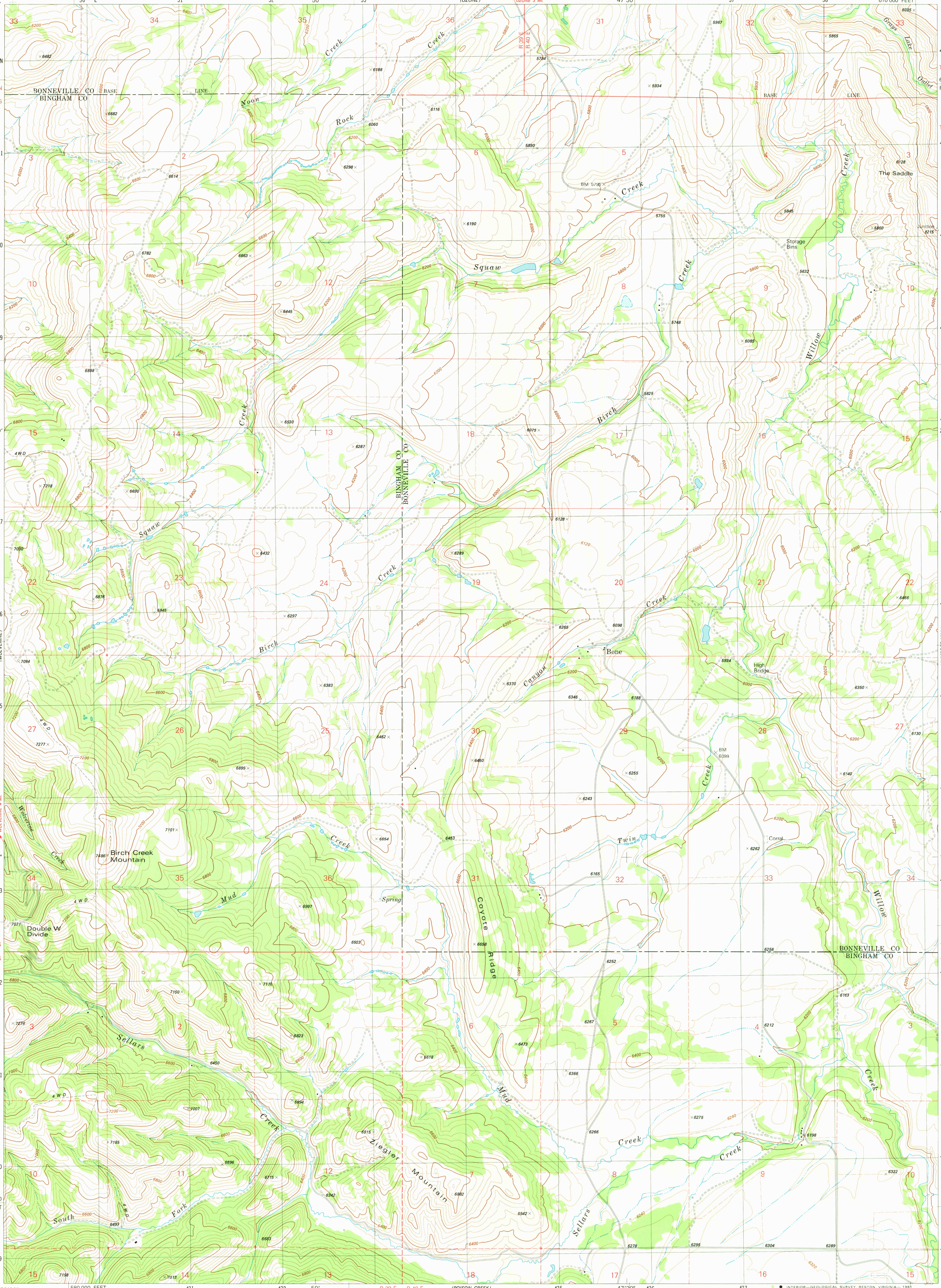
43°22'30"

43°22'30"

43°22'30"

43°22'30"

43°22'30"



Mapped, edited, and published by the Geological Survey

Control by USGS and NOS/NOAA

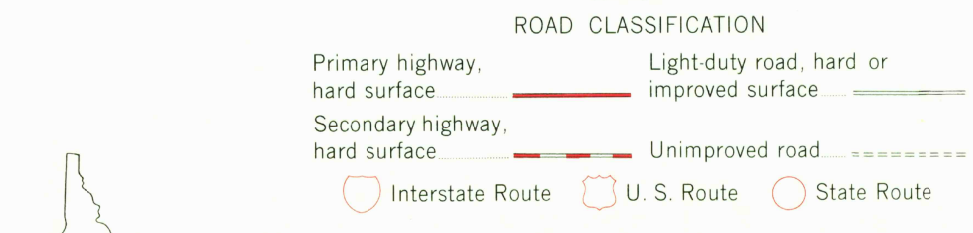
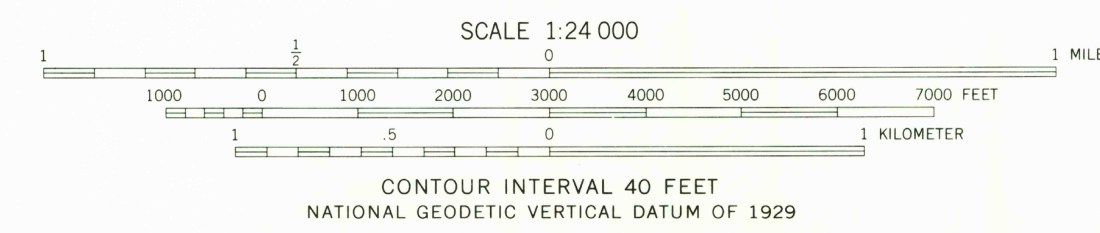
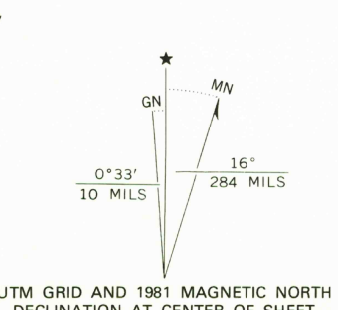
Topography by photogrammetric methods from aerial photographs taken 1973 and 1974. Field checked 1975. Map edited 1981.

Projection and 10,000-foot grid ticks: Idaho coordinate system, east zone (transverse Mercator). 1000-meter Universal Transverse Mercator grid, zone 12.

1927 North American Datum. To place on the predicted North American Datum 1983 move the projection lines 12 meters north and 65 meters east as shown by dashed corner ticks.

Fine red dashed lines indicate selected fence and field lines where generally visible on aerial photographs.

This information is unchecked.



USGS  
HISTORICAL FILE  
NATIONAL MAPING DIVISION

BONE, IDAHO  
SE/4 AMMON 15' QUADRANGLE  
N4315-W11145/7.5

1981

DMA 3670 IV SE-SERIES V893

JUN 29 1981

2100