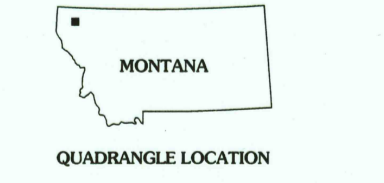
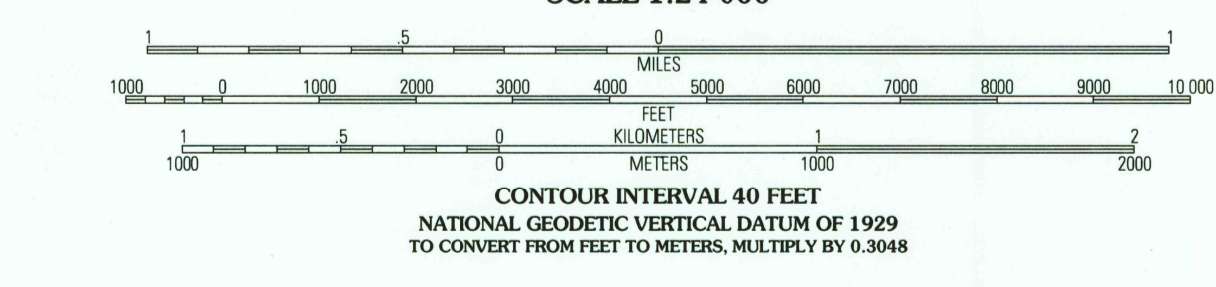
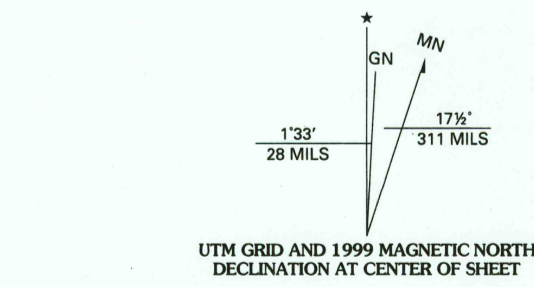


Produced by the United States Geological Survey 1983  
Revision by USDA Forest Service 1997  
Topography compiled 1962. Planimetry derived from imagery taken 1995 and other sources. Public Land Survey System and survey control current as of 1997  
North American Datum of 1927 (NAD 27). Projection and 10 000-foot ticks: Montana coordinate system, north zone (Lambert conformal conic)  
Blue 1000-meter Universal Transverse Mercator ticks, zone 11  
North American Datum of 1983 (NAD 83) is shown by dashed corner ticks  
The values of the shift between NAD 27 and NAD 83 for 7.5-minute intersections are obtainable from National Geodetic Survey NADCON software  
Non-National Forest System lands within the National Forest  
Inholdings may exist in other National or State reservations  
This map is not a legal land line or ownership document. Public lands are subject to change and leasing, and may have access restrictions; check with local offices. Obtain permission before entering private lands  
Unsurveyed land net is not official



QUADRANGLE LOCATION

1	2	3
4	5	6
7	8	

1 Davis Mountain  
2 Skillet Mountain  
3 Sunday Mountain  
4 Warland Peak  
5 Dunsire Point  
6 Wolf Prairie  
7 Horse Hill  
8 Sylva Lake

HIGHWAYS AND ROADS

Interstate	.....	5	Primary highway	.....
U. S.	.....	2	Secondary highway	.....
State	.....	1	Light-duty road	.....
County	.....	4	Composition: Unspecified	.....
National Forest, suitable for passenger cars	.....	105	Paved	.....
National Forest, suitable for high clearance vehicles	.....	106	Gravel	.....
National Forest Trail	.....	384	Dirt	.....
			Unimproved; 4 wheel drive	.....
			Trail	.....
			Gate; Barrier	.....

THIS MAP COMPLIES WITH NATIONAL MAP ACCURACY STANDARDS  
FOR SALE BY U.S. GEOLOGICAL SURVEY, P.O. BOX 25286, DENVER, COLORADO 80225  
A FOLDER DESCRIBING TOPOGRAPHIC MAPS AND SYMBOLS IS AVAILABLE ON REQUEST

RECEIVED  
SEP 30 2000  
USGS AND  
HISTORICAL MAP ARCHIVES  
ISBN 0-607-94734-9  
9 780607 947342

**BOWEN LAKE, MT**  
1997  
NIMA 3080 IV NW-SERIES V894