

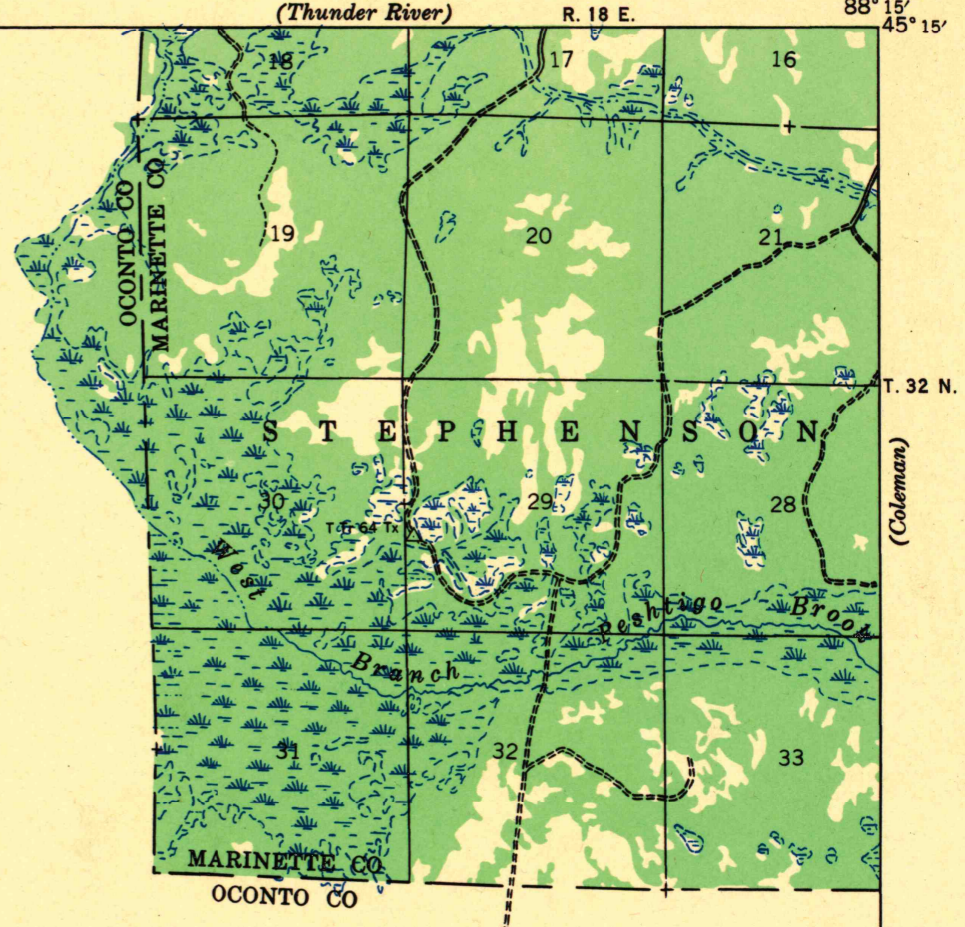

UNITED STATES
DEPARTMENT OF THE INTERIOR
GEOLOGICAL SURVEY

STATE OF WISCONSIN
STATE HIGHWAY COMMISSION
WILLIAM E. O'BRIEN, CHAIRMAN

U. S. G. S.
FILE COPY
Inspection and Editing.

Advance sheet.
Subject to correction.


WISCONSIN
BREED QUADRANGLE
15-MINUTE SERIES



UNSURVEYED AREA

Compiled by Geological Survey
from aerial photographs
Field examination in 1940

TRUE NORTH
MAGNETIC NORTH
APPROXIMATE MEAN
DECLINATION, 1940



1942 Polyconic projection. 1927 North American datum

BREED, WIS.
N 4500-W 8815/15

New Mountain

RETURN TO:
USGS AND HISTORICAL MAP ARCHIVES